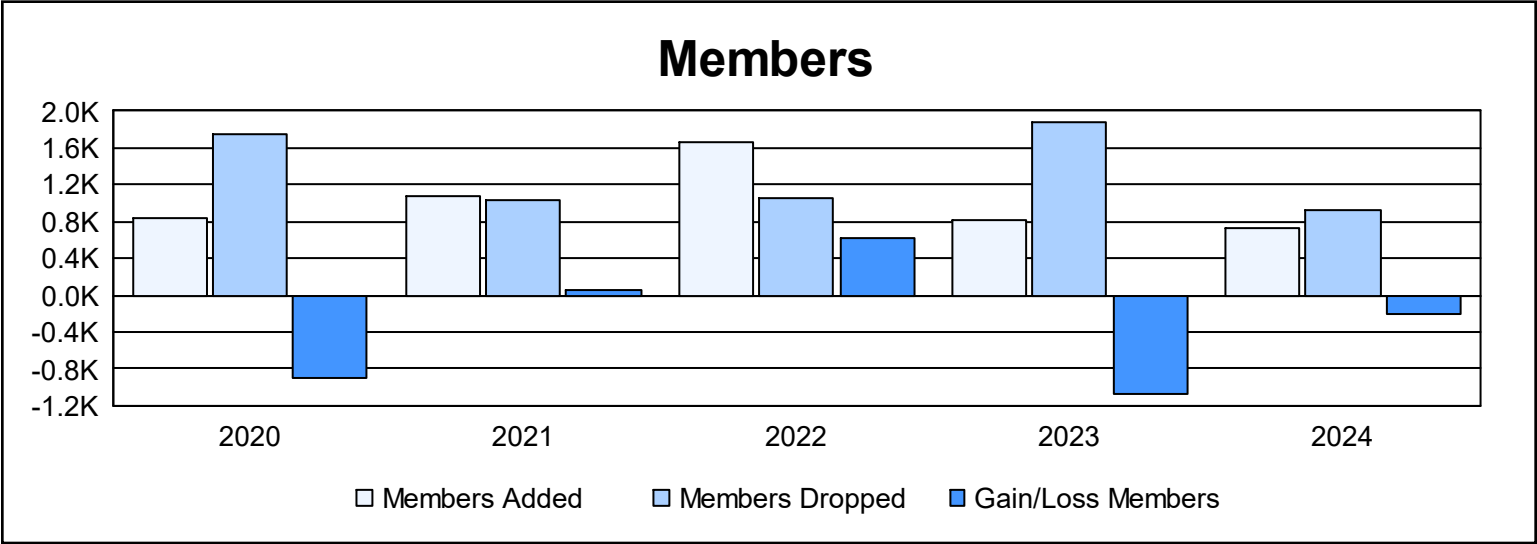
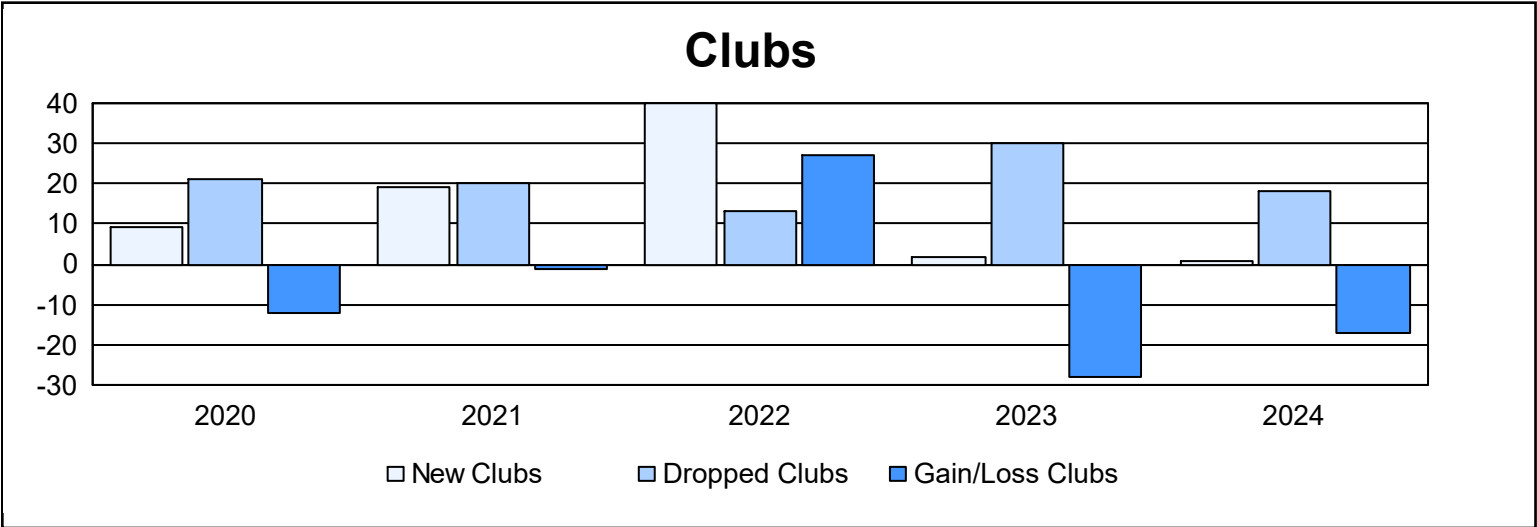
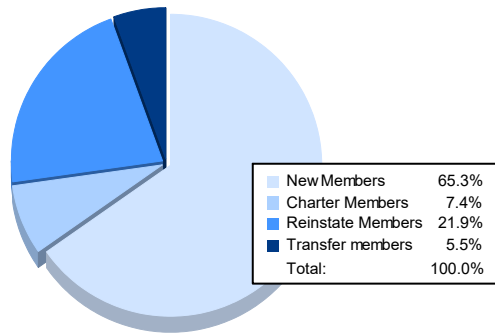


Year	New Clubs	Dropped Clubs	Gain/ Loss Clubs	New Members	Charter Members	Reinstate Members	Transfer Members	Total Member Added	Total Members Dropped	Gain/ Loss Members
2019-2020	9	21	-12	407	294	90	46	837	1,746	-909
2020-2021	19	20	-1	545	479	50	12	1,086	1,024	62
2021-2022	40	13	27	624	953	75	13	1,665	1,047	618
2022-2023	2	30	-28	543	184	78	9	814	1,886	-1,072
2023-2024	1	18	-17	477	54	160	40	731	926	-195
Average	14	20	-6	519	393	91	24	1,027	1,326	-299



### Membership Composition June 2024 Cumulative



### Gender Composition June 2024 Cumulative

